
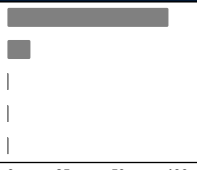
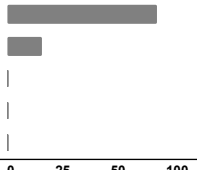
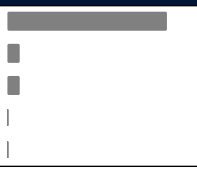


Course: COR10002
Instructor: Dr. Brittany Florkiewicz *
Response Rate: 16/17 (94.12 %)

1 - Dr. Brittany Florkiewicz clearly explained what is expected of students. -					
Response Option	Weight	Frequency	Percent	Percent Responses	Means
Strongly Agree	(5)	13	81.25%		4.81
Agree	(4)	3	18.75%		
Neutral	(3)	0	0.00%		
Disagree	(2)	0	0.00%		
Strongly Disagree	(1)	0	0.00%		
				0 25 50 100	Question
Response Rate		Mean		STD	Median
16/17 (94.12%)		4.81		0.40	5.00

2 - Dr. Brittany Florkiewicz has an effective style of teaching. -					
Response Option	Weight	Frequency	Percent	Percent Responses	Means
Strongly Agree	(5)	14	87.50%		4.88
Agree	(4)	2	12.50%		
Neutral	(3)	0	0.00%		
Disagree	(2)	0	0.00%		
Strongly Disagree	(1)	0	0.00%		
				0 25 50 100	Question
Response Rate		Mean		STD	Median
16/17 (94.12%)		4.88		0.34	5.00

3 - Dr. Brittany Florkiewicz shows interest in students' progress and learning. -					
Response Option	Weight	Frequency	Percent	Percent Responses	Means
Strongly Agree	(5)	13	81.25%		4.81
Agree	(4)	3	18.75%		
Neutral	(3)	0	0.00%		
Disagree	(2)	0	0.00%		
Strongly Disagree	(1)	0	0.00%		
				0 25 50 100	Question
Response Rate		Mean		STD	Median
16/17 (94.12%)		4.81		0.40	5.00

4 - Dr. Brittany Florkiewicz presented content in a clear and organized manner. -					
Response Option	Weight	Frequency	Percent	Percent Responses	Means
Strongly Agree	(5)	13	86.67%		4.80
Agree	(4)	1	6.67%		
Neutral	(3)	1	6.67%		
Disagree	(2)	0	0.00%		
Strongly Disagree	(1)	0	0.00%		
				0 25 50 100	Question
Response Rate		Mean		STD	Median
15/17 (88.24%)		4.80		0.56	5.00

Course: COR10002
Instructor: Dr. Brittany Florkiewicz *
Response Rate: 16/17 (94.12 %)

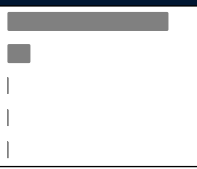

5 - Dr. Brittany Florkiewicz was well prepared for class. -									
Response Option	Weight	Frequency	Percent	Percent Responses	Means				
Strongly Agree	(5)	13	81.25%		4.81				
Agree	(4)	3	18.75%						
Neutral	(3)	0	0.00%						
Disagree	(2)	0	0.00%						
Strongly Disagree	(1)	0	0.00%						
Response Rate				Mean	STD	Median			
16/17 (94.12%)				4.81	0.40	5.00			

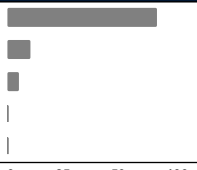

6 - Dr. Brittany Florkiewicz displayed a clear understanding of course topics. -									
Response Option	Weight	Frequency	Percent	Percent Responses	Means				
Strongly Agree	(5)	15	100.00%		5.00				
Agree	(4)	0	0.00%						
Neutral	(3)	0	0.00%						
Disagree	(2)	0	0.00%						
Strongly Disagree	(1)	0	0.00%						
Response Rate				Mean	STD	Median			
15/17 (88.24%)				5.00	0.00	5.00			

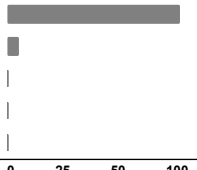

7 - Dr. Brittany Florkiewicz assigned grades in a fair and impartial manner. -									
Response Option	Weight	Frequency	Percent	Percent Responses	Means				
Strongly Agree	(5)	12	75.00%		4.69				
Agree	(4)	3	18.75%						
Neutral	(3)	1	6.25%						
Disagree	(2)	0	0.00%						
Strongly Disagree	(1)	0	0.00%						
Response Rate				Mean	STD	Median			
16/17 (94.12%)				4.69	0.60	5.00			

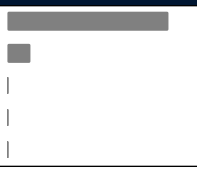

8 - Dr. Brittany Florkiewicz gave clear and constructive feedback. -									
Response Option	Weight	Frequency	Percent	Percent Responses	Means				
Strongly Agree	(5)	13	81.25%		4.81				
Agree	(4)	3	18.75%						
Neutral	(3)	0	0.00%						
Disagree	(2)	0	0.00%						
Strongly Disagree	(1)	0	0.00%						
Response Rate				Mean	STD	Median			
16/17 (94.12%)				4.81	0.40	5.00			

Course: COR10002
Instructor: Dr. Brittany Florkiewicz *
Response Rate: 16/17 (94.12 %)



9 - Dr. Brittany Florkiewicz used Canvas for posting student grades. -									
Response Option	Weight	Frequency	Percent	Percent Responses	Means				
Strongly Agree	(5)	14	87.50%		4.88		Question		
Agree	(4)	2	12.50%						
Neutral	(3)	0	0.00%						
Disagree	(2)	0	0.00%						
Strongly Disagree	(1)	0	0.00%						
				0 25 50 100					
Response Rate				Mean	STD	Median			
16/17 (94.12%)				4.88	0.34	5.00			



10 - Dr. Brittany Florkiewicz was available to help students outside of class. -									
Response Option	Weight	Frequency	Percent	Percent Responses	Means				
Strongly Agree	(5)	13	81.25%		4.75		Question		
Agree	(4)	2	12.50%						
Neutral	(3)	1	6.25%						
Disagree	(2)	0	0.00%						
Strongly Disagree	(1)	0	0.00%						
				0 25 50 100					
Response Rate				Mean	STD	Median			
16/17 (94.12%)				4.75	0.58	5.00			

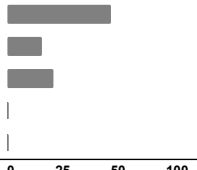

11 - Dr. Brittany Florkiewicz was enthusiastic about the course content. -									
Response Option	Weight	Frequency	Percent	Percent Responses	Means				
Strongly Agree	(5)	15	93.75%		4.94		Question		
Agree	(4)	1	6.25%						
Neutral	(3)	0	0.00%						
Disagree	(2)	0	0.00%						
Strongly Disagree	(1)	0	0.00%						
				0 25 50 100					
Response Rate				Mean	STD	Median			
16/17 (94.12%)				4.94	0.25	5.00			

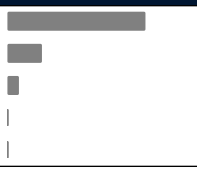

12 - Dr. Brittany Florkiewicz provided opportunities for me to participate in class. -									
Response Option	Weight	Frequency	Percent	Percent Responses	Means				
Strongly Agree	(5)	14	87.50%		4.88		Question		
Agree	(4)	2	12.50%						
Neutral	(3)	0	0.00%						
Disagree	(2)	0	0.00%						
Strongly Disagree	(1)	0	0.00%						
				0 25 50 100					
Response Rate				Mean	STD	Median			
16/17 (94.12%)				4.88	0.34	5.00			

Course: COR10002
Instructor: Dr. Brittany Florkiewicz *
Response Rate: 16/17 (94.12 %)

13 - Overall, Dr. Brittany Florkiewicz is excellent. -									
Response Option	Weight	Frequency	Percent	Percent Responses	Means				
Strongly Agree	(5)	13	81.25%		4.81		Question		
Agree	(4)	3	18.75%						
Neutral	(3)	0	0.00%						
Disagree	(2)	0	0.00%						
Strongly Disagree	(1)	0	0.00%						
Response Rate				Mean	STD	Median			
16/17 (94.12%)				4.81	0.40	5.00			

14 - Overall, this course is excellent.									
Response Option	Weight	Frequency	Percent	Percent Responses	Means				
Strongly Agree	(5)	15	93.75%		4.88		Question		
Agree	(4)	0	0.00%						
Neutral	(3)	1	6.25%						
Disagree	(2)	0	0.00%						
Strongly Disagree	(1)	0	0.00%						
Response Rate				Mean	STD	Median			
16/17 (94.12%)				4.88	0.50	5.00			

15 - I used the required textbook and materials.									
Response Option	Weight	Frequency	Percent	Percent Responses	Means				
Strongly Agree	(5)	9	56.25%		4.31		Question		
Agree	(4)	3	18.75%						
Neutral	(3)	4	25.00%						
Disagree	(2)	0	0.00%						
Strongly Disagree	(1)	0	0.00%						
Response Rate				Mean	STD	Median			
16/17 (94.12%)				4.31	0.87	5.00			

16 - I engaged fully with the material in this course.									
Response Option	Weight	Frequency	Percent	Percent Responses	Means				
Strongly Agree	(5)	12	75.00%		4.69		Question		
Agree	(4)	3	18.75%						
Neutral	(3)	1	6.25%						
Disagree	(2)	0	0.00%						
Strongly Disagree	(1)	0	0.00%						
Response Rate				Mean	STD	Median			
16/17 (94.12%)				4.69	0.60	5.00			

Course: COR10002
Instructor: Dr. Brittany Florkiewicz *
Response Rate: 16/17 (94.12 %)

17 - I sought help from the instructor when I needed it.					
Response Option	Weight	Frequency	Percent	Percent Responses	Means
Strongly Agree	(5)	12	75.00%		4.56
Agree	(4)	2	12.50%		
Neutral	(3)	1	6.25%		
Disagree	(2)	1	6.25%		
Strongly Disagree	(1)	0	0.00%		
				0 25 50 100	Question
Response Rate			Mean	STD	Median
16/17 (94.12%)			4.56	0.89	5.00

18 - I learned a lot in this class.					
Response Option	Weight	Frequency	Percent	Percent Responses	Means
Strongly Agree	(5)	12	75.00%		4.69
Agree	(4)	3	18.75%		
Neutral	(3)	1	6.25%		
Disagree	(2)	0	0.00%		
Strongly Disagree	(1)	0	0.00%		
				0 25 50 100	Question
Response Rate			Mean	STD	Median
16/17 (94.12%)			4.69	0.60	5.00

19 - What aspects of the course worked well for you?	
Response Rate	10/17 (58.82%)
<ul style="list-style-type: none"> • Dr. Florkie was involed in our class and that made it feel less like a class and more of an experience. • Class was very informative with engaging activities • I love the way it was all organized between, practice questions for exam, mini essays, and exams. • The hands on work with breaks of hands on work in between units • her laid back style • I liked the differnt activites • Working together in teams. • everything • I enjoyed the engagement. • Dr.Florkie was an amazing teacher. She taught me many things that I didn't know about tattoos. her class was also very fun and her assignments and projects were also very fun. 	

20 - What aspects of the course, if any, didn't work well for you?	
Response Rate	10/17 (58.82%)
<ul style="list-style-type: none"> • N/A • N/A • N/A • None. • n/a • Writing any type of paper • None • nothing • None. • Nothing, it was a very fun class. 	

Course: COR10002
Instructor: Dr. Brittany Florkiewicz *
Response Rate: 16/17 (94.12 %)

21 - Please share anything else you would like to about the course, the instructor, or the material.

Response Rate	
10/17 (58.82%)	

- Dr. Florkie does not sugar coat things, she keeps it very real with all her students and in my personal opinion this makes her a better instructor.
- Very interesting class! Love the professor
- Thank you Dr. Florkie for being an excellent professor!
- Dr. Florkie was great in this class I loved how passionate she was with teaching the history of tattoos.
- Dr. Florkie did an amazing job with this year one course. The topic was very interesting and she was very enthusiastic about being able to teach it. I LOVE HER!!!!
- Ik she couldnt contorl us having to write papers but I dont like writing.
- I really liked this course and I recommend it to other people, and I really like Dr Florkie.
- was my favorite teacher first semester
- I loved this class and I would love for others to experince it.
- Dr.Florkie is a very fun teacher that creates very fun assignments.